



VISION

OSCARTIELLE®

Vision H150

		Lunghezza totale Total length	Lunghezza senza spalle Length without ends	Superficie d'esposizione orizzontale (1) Horizontal display surface (1)	Classe di temperatura Temperature class	Temperatura di conservazione Storage temperature	Etichetta energetica (2) Energy label (2)
		mm	mm	P85 m ²		°C	
135 Hot	H150	1290	1250	1,61		+65	
100		978	938	1,53			
135		1290	1250	2,04			
200	H150	1915	1875	3,06	3M2 (GI)	+2 /+4 (GI)	
260		2540	2500	4,09	3M1 (GE)	0 /+2 (GE)	
385⁽³⁾		3790	3750	6,13			
100 XP		978	938	1,53			
135 XP		1290	1250	2,04			
200 XP	H150	1915	1875	3,06	3M1 (GI)	0 /+2 (GI)	
260 XP		2540	2500	4,09			
100 Doors		978	938	1,58			
135 Doors		1290	1250	2,11			
200 Doors	H150	1915	1875	3,16	3M1	0 /+2	
260 Doors		2540	2500	4,21			
385 Doors⁽³⁾		3790	3750	6,32			

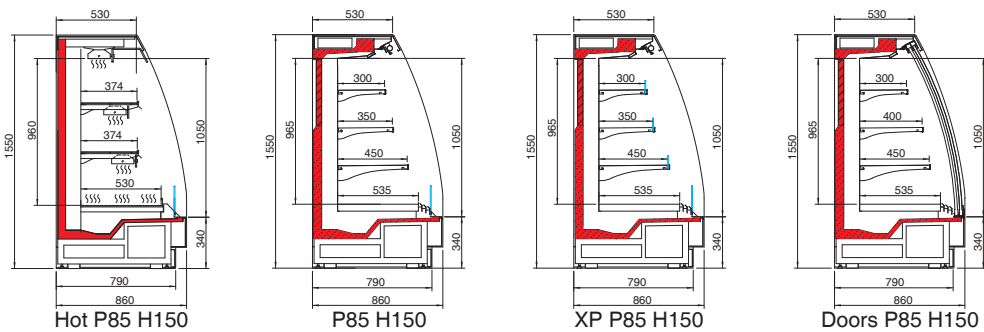
(1) Valore riferito alle configurazioni illustrate. Value referred to illustrated configurations.

(2) L'etichetta energetica può variare in base alla configurazione del prodotto. The energy label may vary depending on product configuration.

(3) Disponibile solo nella versione Gruppo Esterno - Available only in version with remote unit.

GI: Gruppo Incorporato - Built-in unit

GE: Gruppo Esterno - Remote unit



Vision

	Lunghezza totale Total length	Lunghezza senza spalle Length without ends	Superficie d'esposizione orizzontale (1) Horizontal display surface (1)			Classe di temperatura Temperature class	Temperatura di conservazione Storage temperature	Etichetta energetica (2) Energy label (2)
			P75 m ²	P85 m ²	P95 m ²			
100	978	938	1,86/2,24	2,38/2,84	2,85 /3,41 ⁽³⁾			
135	1290	1250	2,48/2,98	3,17/3,79	3,79/4,54 ⁽³⁾			
200	1915	1875	3,72/4,47	4,75/5,69	5,69/6,82 ⁽³⁾	3M2 (GI) 3M1 (GE)	+2/+4 (GI) 0/+2 (GE)	F (GI) D (GE)
260	2540	2500	4,96/5,96	6,34/7,59	7,59/9,09 ⁽³⁾			
385 ⁽³⁾	3790	3750	7,44/8,94	9,50/11,38	11,38/13,63 ⁽³⁾			
100 XP ⁽⁴⁾	978	938	1,72/2,05	2,19/2,61				
135 XP ⁽⁴⁾	1290	1250	2,29/2,73	2,92/3,48				
200 XP ⁽⁴⁾	1915	1875	3,44/4,10	4,38/5,22		3M1 (GI)	0/+2 (GI)	F (GI)
260 XP ⁽⁴⁾	2540	2500	4,59/5,46	5,84/6,96				
100 Doors	978	938	1,86/2,24	2,38/2,84	2,85/3,41			
135 Doors	1290	1250	2,48/2,98	3,17/3,79	3,79/4,54			
200 Doors	1915	1875	3,72/4,47	4,75/5,69	5,69/6,82	3M1	0/+2	B (GI) C (GE)
260 Doors	2540	2500	4,96/5,96	6,34/7,59	7,59/9,09			
385 Doors ⁽³⁾	3790	3750	7,44/8,94	9,50/11,38	11,38/13,63			
135 BT	1350	1250	2,71	3,33	3,96			
200 BT	1975	1875	4,06	4,99	5,94			
260 BT ⁽³⁾	2600	2500	5,41	6,66	7,92	3L1	-22/-25	E (GI) F (GE)
385 BT ⁽³⁾	3850	3750	8,12	9,98	11,88			

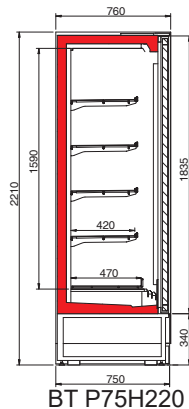
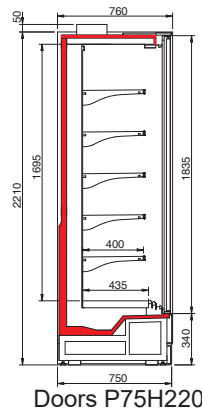
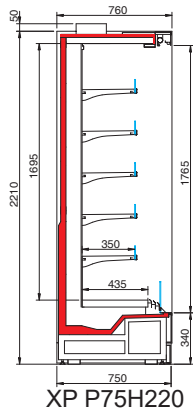
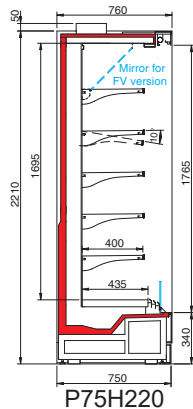
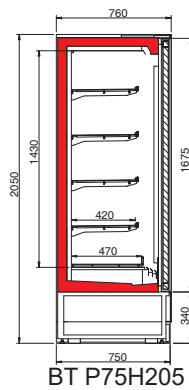
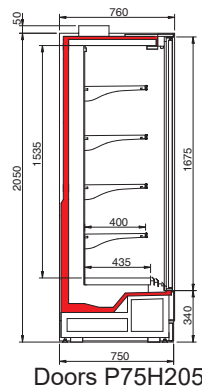
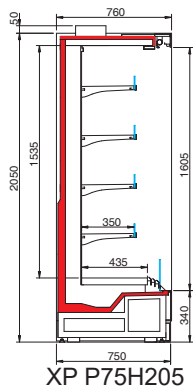
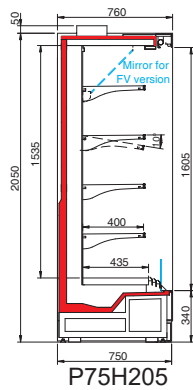
(1) Valore riferito alle configurazioni illustrate. Value referred to illustrated configurations.


(2) L'etichetta energetica può variare in base alla configurazione del prodotto. The energy label may vary depending on product configuration.

(3) Disponibile solo nella versione Gruppo Esterno - Available only in version with remote unit.

GI: Gruppo Incorporato - Built-in unit

GE: Gruppo Esterno - Remote unit





Contenuto modificabile senza preavviso. - Content can be changed without notice.



YOUR GLOBAL PARTNER FOR RETAIL SOLUTIONS
www.oscartielle.it

